




2-9-2018

PK Finder 1.5

Help documentation



DeadLine
CODEDEAD

Table of contents

1. Introduction.....	2
2. System requirements	2
3. License	2
4. Support	2
5. Website	2
6. General warning	3
7. General functionality.....	4
7.2 Settings.....	4
8. F.A.Q.	5
8.2 I am unable to open the application, what could be wrong?	5
8.3 The application crashed, what can I do?.....	5
8.4 How much does PK Finder cost?	5
8.5 Where can I download PK Finder?	5
8.6 How can I contact the developers if I have a question or need support?	5
8.7 Can I take a look at the source code behind PK Finder?	5
8.8 Why does my antivirus warn me about PK Finder?	5
8.9 Why doesn't PK Finder show my product key?.....	5
9. Image list	6

1. Introduction

PK Finder was created by DeadLine. This software can be used to recover the Windows Product Key on a legitimately activated device.

The theme used by PK Finder was created by Syncfusion. You can find more information about Syncfusion here:

<https://www.syncfusion.com/>

The images used by PK Finder were created by paomedia. You can find more information about paomedia here:

<http://www.paomedia.com/>

2. System requirements

Operating System	Windows 7 SP1 (x86 and x64), Windows 8.1 (x86 and x64), Windows 10 Anniversary Update (x86 and x64), Windows 10 Creators Update (x86 and x64), Windows Server 2008 R2 SP1 (x64), Windows Server 2012 (x64), Windows Server 2012 R2 (x64), Windows Server 2016 (x64)
Disk space	At least 35 MB disk space
RAM Memory	At least 80 MB RAM memory
Internet connection	Required to check for updates. This function can be turned off.
.NET Framework	.NET Framework v4.7.2

3. License

[PK Finder is licensed under the GNU GENERAL PUBLIC LICENSE.](#)

4. Support

If you need support, feel free to fill out the contact form on our website:

https://codedead.com/?page_id=145

Please add a screenshot of your issue if possible.

5. Website

You can find us on the web by clicking on the link below:

<https://codedead.com>

6. General warning

Please read the following statement carefully:

CodeDead.com, and its contributors assume no responsibility for errors or omissions in the software or documentation available from the CodeDead.com web site.

In no event shall CodeDead.com and its contributors be liable to you or any third parties for any special, punitive, incidental, indirect or consequential damages of any kind, or any damages whatsoever, including, without limitation, those resulting from loss of use, data or profits, whether or not CodeDead.com, or its contributors have been advised of the possibility of such damages, and on any theory of liability, arising out of or in connection with the use of this software.

The use of the software downloaded through the CodeDead.com site is done at your own discretion and risk and with agreement that you will be solely responsible for any damage to your or other computer systems or loss of data that results from such activities. No advice or information, whether oral or written, obtained by you from CodeDead.com, its website, or its contributors shall create any warranty for the software.

7. General functionality

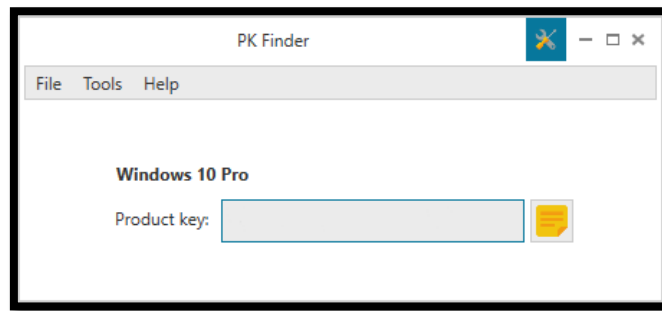


Figure 1 PK Finder

PK Finder can be used to recover the Windows Product Key on legitimately activated Windows devices. You can copy the product key to your clipboard, export the product key and view the product for which the product key is valid.

If required, you can also refresh this information in the main window.

PK Finder can export your product key and product information to any of the following formats:

- Plain text
- CSV
- CSV (Excel)
- Excel
- HTML

7.2 Settings

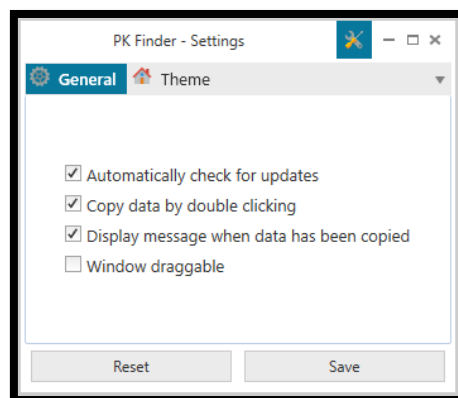


Figure 2 General Settings

PK Finder can be customized by editing the settings. The settings window can be found by opening PK Finder and selecting 'Tools' followed by 'Settings'.

In the settings window, you can perform any of the following actions:

- Disable or enable automatic updates
- Disable or enable copying of product keys by double clicking
- Disable or enable the confirmation message when copying data
- Change the theme settings
- Reset all settings to their default values

8. F.A.Q.

8.2 I am unable to open the application, what could be wrong?

Please make sure that your system is capable of running PK Finder by looking at the system requirements section of this document. It is very important to have the latest version of the .NET Framework installed on your machine. For this application, we require at least the .NET Framework v4.7.2. You can download the [.NET Framework 4.7.2 here](#).

8.3 The application crashed, what can I do?

It is certainly not intended to crash! If it does happen, please send us an e-mail with details about the crash such as:

- What action makes it crash
- A screenshot
- Your system specifications

8.4 How much does PK Finder cost?

Nothing! It's absolutely free. If you paid for it, you should ask for your money back. The official site for PK Finder is:

<https://codedead.com/>

8.5 Where can I download PK Finder?

You can download it on the official website:

<https://codedead.com/>

8.6 How can I contact the developers if I have a question or need support?

You can contact us by filling in the form on our website:

https://codedead.com/?page_id=145

8.7 Can I take a look at the source code behind PK Finder?

Absolutely. PK Finder is an open-source tool. You can find the source code on GitHub:

<https://github.com/CodeDead/PK-Finder>

8.8 Why does my antivirus warn me about PK Finder?

It's possible that your antivirus falsely identifies our software as malware. This is known as a false positive. If this happens, please contact your antivirus support service in order to unblock PK Finder.

Alternatively, you could also add an exception to your antivirus filter for PK Finder if this is supported by your antivirus solution.

8.9 Why doesn't PK Finder show my product key?

PK Finder has been tested on Windows 8, Windows 8.1 and Windows 10. If you're using any Windows version outside of the ones listed in the system requirements, it might not work for you. In that case, we'd be happy to expand PK Finder to be able to find the product key for your Windows version. Feel free to send us an e-mail with your Windows version!

9. Image list

Figure 1 PK Finder.....	4
Figure 2 General Settings	4